



WPI

Post-Graduation Report Class of 2013



WPI

Dear WPI Community:

The WPI Career Development Center (CDC) is pleased to share the Post-Graduation Report for the Class of 2013. With information from nearly 1,400 of more than 1,550 graduates, we have a solid picture regarding WPI students and their successes post-graduation. WPI boasts a success rate of almost 92 percent for all graduates of the Class of 2013.

At the bachelor's degree level, our success rate increased to 89 percent of graduates obtaining employment, starting graduate school, entering the military, or some combination of those options. Success rates for those with graduate degrees are exceptional, with master's degree graduates at 96.5 percent and doctoral degree graduates at 100 percent.

We continue to work with those recent graduates who are still seeking opportunities and encourage them to connect with the CDC. In addition, the CDC provides free, lifelong career services for all WPI alumni.

Payscale rates the WPI return-on-investment in the top 1 percent of all colleges in the United States. WPI ranked 18th out of 1,312 colleges and universities surveyed. According to data gathered by the CDC, average starting salaries for WPI graduates in the Class of 2013 are as follows:

Bachelor's Degree	\$60,803
Master's Degree	\$71,649
Doctoral Degree	\$97,167

We take pride in our role as we assist WPI graduates achieve successes in their careers. In recent years, the Princeton Review has recognized WPI's Career Development Center as one of the Top 20 career services offices in the United States.

We continually partner with students, employers, faculty, and staff to offer innovative programs and services that deliver value for everyone in the WPI community. If you have any questions about this report, please contact the Career Development Center at 508-831-5260 or cdc@wpi.edu.

Best Regards,

Steve Koppi
Executive Director
Career Development Center

Worcester Polytechnic Institute
wpi.edu/+cdc

Methodology and Glossary of Terms

Methodology:

For this report the Career Development Center (CDC) surveys and/or researches each of WPI's graduating students between August 2012 and May 2013. Information is collected through a variety of channels, with the majority of the information self-reported by the graduating students.

Students completed surveys indicating their post-graduation plans and average salary information. Students have the ability to select multiple options so that the CDC does not make any data assumptions about individuals or prioritize one set of data over another. If students have not reported to the CDC, then the office reaches out to faculty, staff, and employers for their information. The remaining pool is then researched using LinkedIn and Facebook to determine what information is shared publicly. The average salary reported in this document is based on information provided by our graduates and not every employed graduate reports their salary.

Some small notes: In the case of average salaries, the CDC has protected student information by only reporting on two or more known salary data points. In rare instances only one student is in a major and reports their salary. In this case, we have chosen to remove the data from the major presentation to protect student information, but still include the data in the aggregate numbers. In regards to statistical assumptions, some institutions make assumptions about international student data and chose to assume unreported international students are hired. Our report does not use any data assumption like this example. With a significant number of respondents, this report provides a very clear and accurate picture of the WPI graduating class.

Glossary of Terms:

Employed	Students that select "Employed" have indicated achievement of working full-time post-graduation
Graduate School	Students that select "Graduate School" are pursuing a master or doctoral degree beyond their completed degree
Military	Some students participate in the ROTC program and continue their professional career with a branch of the U.S. military. Others may enlist separately from the ROTC program.
Still Seeking	This selection indicates that a student is still seeking employment or graduate school. The WPI CDC makes a point to continuously outreach to this population.
Success Rate	Any student that has reported as achieving Employed, Graduate School, or Military status. Additionally, students may be enrolled in a combination of those categories and those students are represented as a separate combined category. This is presented as a percentage of the respondent population.
Knowledge Rate	The knowledge rate is a percentage of the total known graduate pool obtained by the WPI registrar's office that have responded to or have been researched by the WPI Career Development Center.
Double Majors	Double Majors are represented in each program page reported for the Post-Graduation Report. However, these students with two majors are only counted once in the aggregate numbers presented about the class graduates as we count the "Success Rate" and "Knowledge Rates" by individual graduates.
NA vs. Zero (0)	In each program page, degrees (Bachelor's, Master's, PhD) list numerals if the degree is offered by WPI. In this case, NA means the degree is not offered and zero (0) means that no student graduated in this particular year from the program although students are enrolled.

Areas of Study

[Total WPI Population](#)

[Actuarial Mathematics](#)

[Aerospace Engineering](#)

[Applied Mathematics](#)

[Applied Statistics](#)

[Biochemistry](#)

[Biology & Biotechnology](#)

[Biomedical Engineering](#)

[Bioscience Administration](#)

[Biotechnology](#)

[Chemical Engineering](#)

[Chemistry](#)

[Civil Engineering](#)

[Computer Science](#)

[Construction Project Management](#)

[Economic Science](#)

[Electrical & Computer Engineering](#)

[Engineering Physics](#)

[Environmental Engineering](#)

[Environmental Studies](#)

[Financial Mathematics](#)

[Fire Protection Engineering](#)

[Humanities & Arts](#)

[Industrial Mathematics](#)

[Industrial Engineering](#)

[Information Technology](#)

[Interactive Media & Game Development](#)

[Interdisciplinary](#)

[International Studies](#)

[Learning Sciences & Technology](#)

[Liberal Arts & Engineering](#)

[Management](#)

[Management Engineering](#)

[Management Information Systems](#)

[Manufacturing Engineering](#)

[Marketing & Technological Innovation](#)

[Materials Process Engineering](#)

[Materials Science and Engineering](#)

[Mathematical Sciences](#)

[Mathematics for Educators](#)

[MBA](#)

[Mechanical Engineering](#)

[Operations, Design, & Leadership](#)

[Physics](#)

[Physics for Educators](#)

[Power Systems Management](#)

[Professional Writing](#)

[Psychological Sciences](#)

[Robotics Engineering](#)

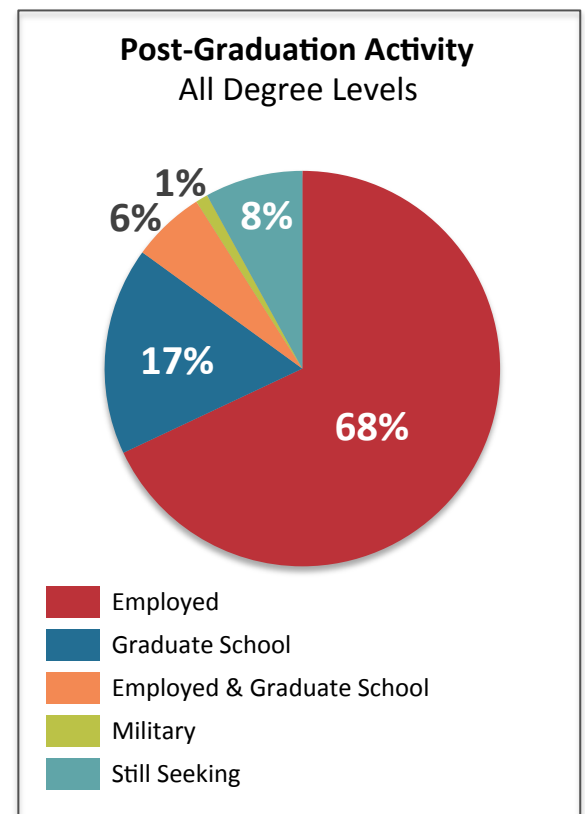
[Society, Technology & Policy](#)

[System Dynamics](#)

[Systems Engineering](#)

2013 Post Graduation Report: Total WPI Population

Post-Graduation Activity	Bachelor's	Master's	PhD	All Degree Levels
Employed	517	393	32	942
Graduate School	215	13	2	230
Employed and Graduate School	51	30	2	83
Military	12	3	1	16
Success Rate	89.2%	96.5%	100.0%	91.9%
Still Seeking	96	16	0	112
Total Graduates	958	557	40	1555
Unknown	67	102	3	172
Knowledge Rate	93.0%	81.7%	92.5%	89%
Average Salary 2013	\$60,803	\$71,649	\$97,167	



2013 Post Graduation Report: Actuarial Mathematics

Post-Graduation Activity	Bachelor's	Master's	PhD	All Degree Levels
Employed	12	NA	NA	12
Graduate School	2	NA	NA	2
Employed and Graduate School	0	NA	NA	0
Military	0	NA	NA	0
Success Rate	87.5%	NA	NA	87.5%
Still Seeking	2	NA	NA	2
Total Graduates	16	NA	NA	16
Unknown	0	NA	NA	0
Knowledge Rate	100%	NA	NA	
Average Salary 2013	\$58,556	NA	NA	

Employers

Amica Mutual Insurance
 Aon Hewitt
 BAE Systems
 Bank of America
 Merrill Lynch
 Eaton Vance Management
 Homesite Insurance
 John Hancock Financial
 Services
 Sun Life Financial
 The Travelers Companies
 Towers Watson

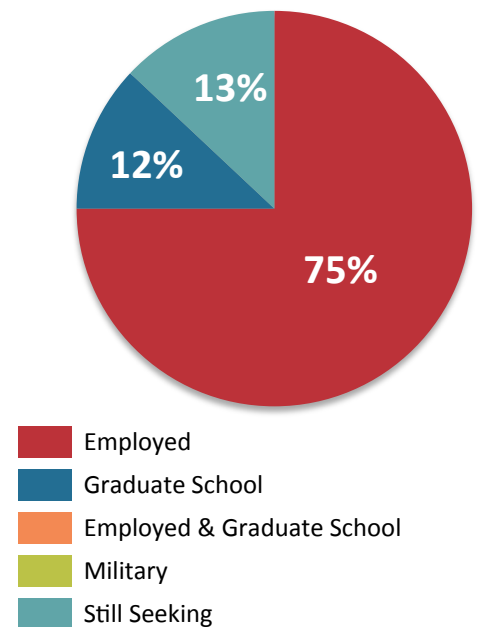
Graduate Schools

WPI

Double Majors

Computer Science
 Management

Post-Graduation Activity
All Degree Levels



2013 Post Graduation Report: Aerospace Engineering

Post-Graduation Activity	Bachelor's	Master's	PhD	All Degree Levels
Employed	13	NA	NA	13
Graduate School	15	NA	NA	15
Employed and Graduate School	2	NA	NA	2
Military	2	NA	NA	2
Success Rate	86.5%	NA	NA	86.5%
Still Seeking	5	NA	NA	5
Total Graduates	40	NA	NA	NA
Unknown	3	NA	NA	NA
Knowledge Rate	92.5%	NA	NA	
Average Salary 2013	\$56,000	NA	NA	

Employers

B/E Aerospace, Inc.
 FARO Technologies
 FLIR Systems
 MIT Lincoln Laboratory
 NHBB
 Raytheon IDS
 Rescale, Inc.
 Sam Bickford Aerospace
 Summer for Senate
 US Air Force
 US Navy
 UTC-Sikorsky Aircraft

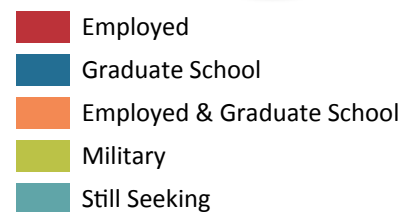
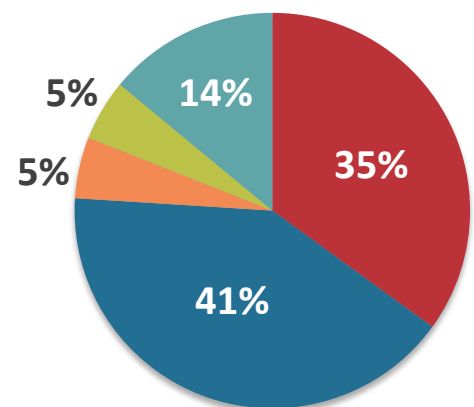
Graduate Schools

New Jersey Institute of Technology
 Purdue University
 Stanford University
 University of Illinois Urbana-Champaign
 WPI

Double Majors

Professional Writing
 Robotics Engineering

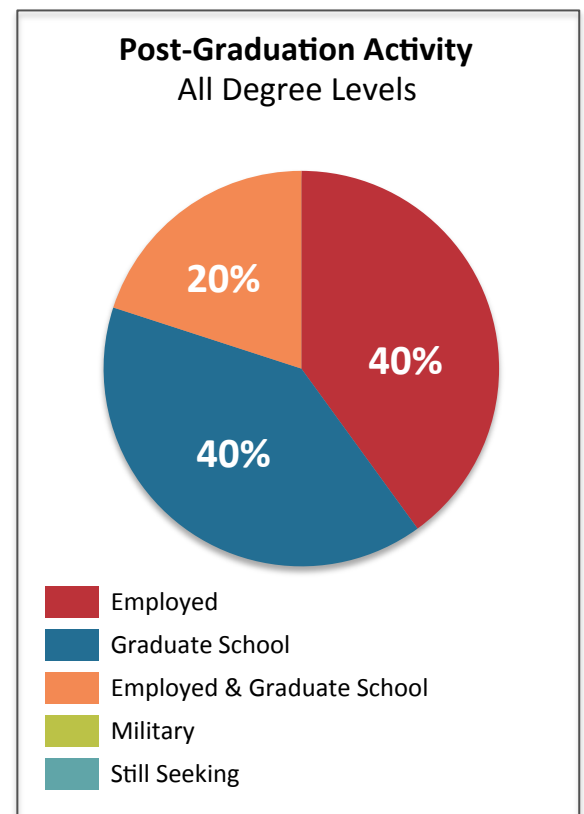
Post-Graduation Activity
All Degree Levels



2013 Post Graduation Report: Applied Mathematics

Post-Graduation Activity	Bachelor's	Master's	PhD	All Degree Levels
Employed	NA	2	NA	2
Graduate School	NA	2	NA	2
Employed and Graduate School	NA	1	NA	1
Military	NA	0	NA	0
Success Rate	NA	100%	NA	100%
Still Seeking	NA	0	NA	0
Total Graduates	NA	6	NA	6
Unknown	NA	1	NA	1
Knowledge Rate	NA	83.3%	NA	
Average Salary 2013	NA	\$70,000	NA	

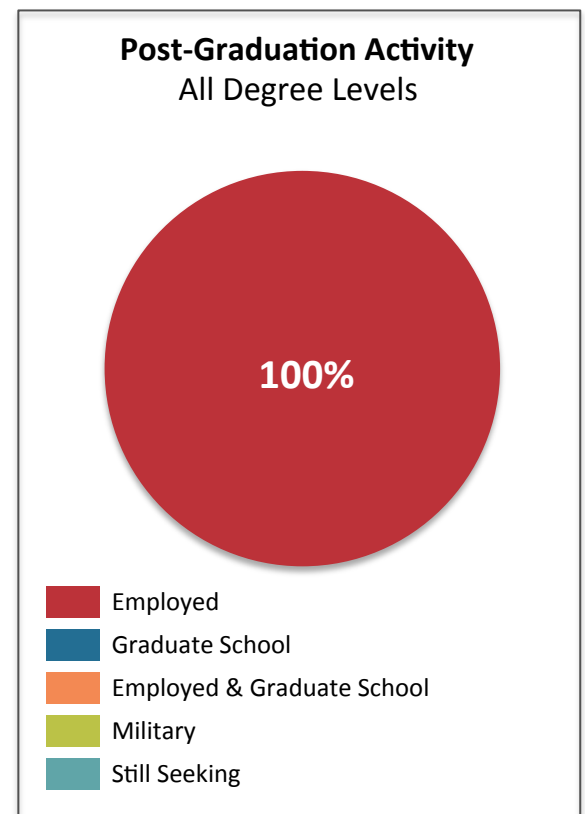
Employers	Graduate Schools	Double Majors
Wentworth IT Framing WPI	WPI	NA



2013 Post Graduation Report: Applied Statistics

Post-Graduation Activity	Bachelor's	Master's	PhD	All Degree Levels
Employed	NA	5	NA	5
Graduate School	NA	0	NA	0
Employed and Graduate School	NA	0	NA	0
Military	NA	0	NA	0
Success Rate	NA	100%	NA	100%
Still Seeking	NA	0	NA	0
Total Graduates	NA	7	NA	7
Unknown	NA	2	NA	2
Knowledge Rate	NA	71.4%	NA	
Average Salary 2013	NA	NA	NA	

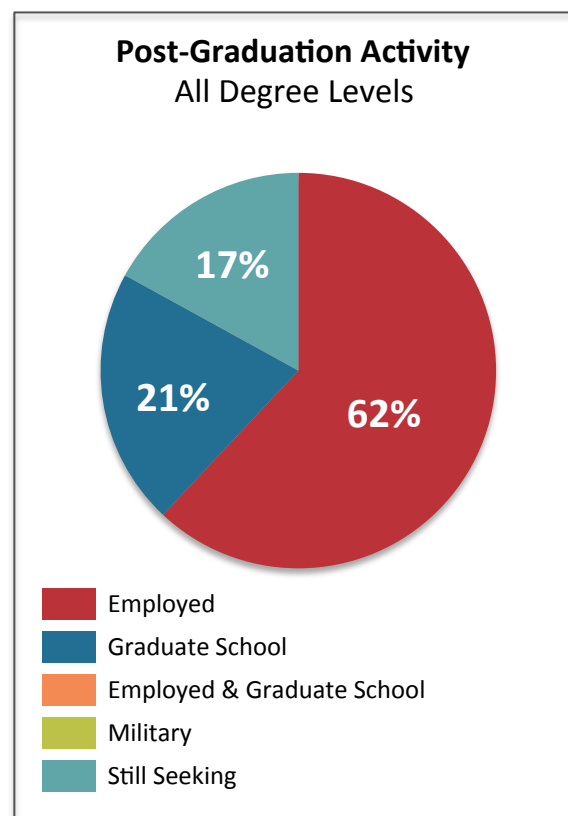
Employers	Graduate Schools	Double Majors
Chitika Epsilon	NA	NA



2013 Post Graduation Report: Biochemistry

Post-Graduation Activity	Bachelor's	Master's	PhD	All Degree Levels
Employed	15	0	0	15
Graduate School	5	0	0	5
Employed and Graduate School	0	0	0	0
Military	0	0	0	0
Success Rate	83.3%	0	0	83.3%
Still Seeking	4	0	0	4
Total Graduates	25	0	0	25
Unknown	1	0	0	1
Knowledge Rate	96.0%	0	0	
Average Salary 2013	\$37,694	NA	NA	

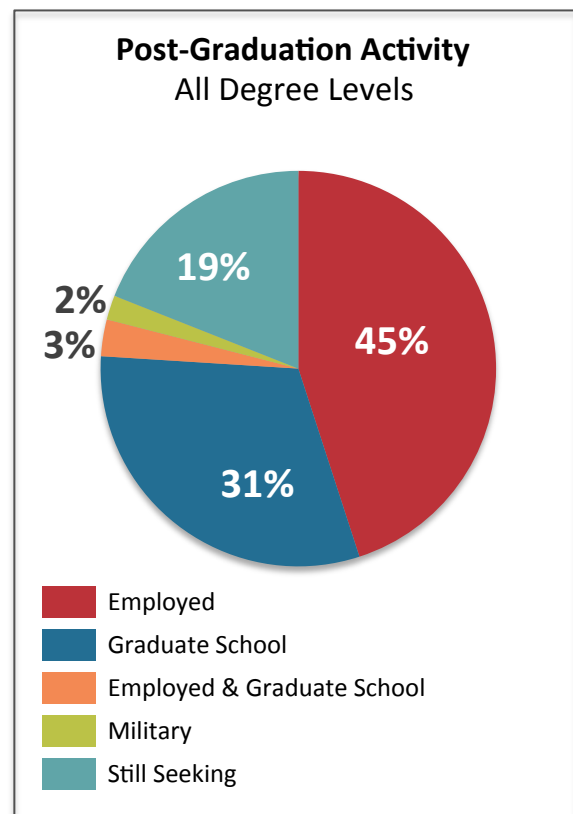
Employers	Graduate Schools	Double Majors
Agilux Laboratories Athena Diagnostics Biogen Idec Boston Children's Hospital Cystic Fibrosis Foundation Therapeutics Lab Eastern Cooperative Oncology Group Pfizer Rosis Soccer Club RGIS Teach for America Umass Medical School University at Buffalo Graduate School	University of Cambridge King's College London University of Minnesota University of Tennessee WPI	Biology & Biotechnology



2013 Post Graduation Report: Biology & Biotechnology

Post-Graduation Activity	Bachelor's	Master's	PhD	All Degree Levels
Employed	25	1	NA	26
Graduate School	18	0	NA	18
Employed and Graduate School	2	0	NA	2
Military	1	0	NA	1
Success Rate	80.7%	100%	NA	81%
Still Seeking	11	0	NA	11
Total Graduates	65	1	NA	66
Unknown	8	0	NA	8
Knowledge Rate	87.7%	100%	NA	
Average Salary 2013	\$35,200	NA	NA	

Employers	Graduate Schools	Double Majors
Avitide, Inc. Biogen Idec Broad Institute of MIT and Harvard Brown University College of Medicine Foundation Medicine Gemini Physical Therapy Joule Unlimited MassBiologics Matrivax Microbiotix Oakland Unified School District Percison Lab Precision Testing Laboratories Shire Pharmaceuticals Teach for America The TJX Companies, Inc Umass Medical School US Navy WPI Zna Healthcare	Boston College Boston University MCPHS Purdue University SUNY at Buffalo Syracuse University Tufts University Tuskegee University UMass Medical School University of Cambridge University of Connecticut University of Florida University of Minnesota WPI	Biochemistry Biomedical Engineering Environmental & Sustainability Studies



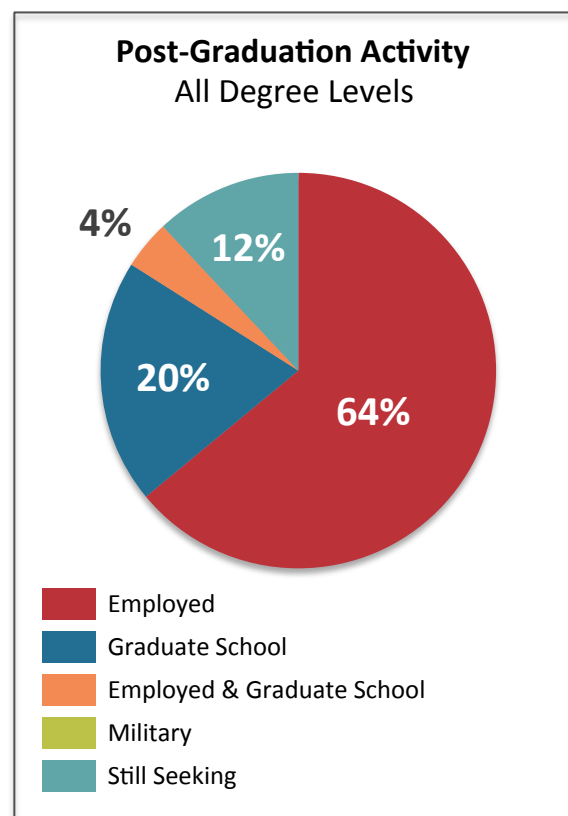
2013 Post Graduation Report: Biomedical Engineering

Post-Graduation Activity	Bachelor's	Master's	PhD	All Degree Levels
Employed	52	13	0	65
Graduate School	21	0	0	21
Employed and Graduate School	3	1	0	4
Military	0	0	0	0
Success Rate	87.4%	93.3%	0	88.2%
Still Seeking	11	1	0	12
Total Graduates	90	16	0	106
Unknown	3	1	0	4
Knowledge Rate	96.7%	93.8%	0	
Average Salary 2013	\$55,192	\$60,333	NA	

Employers	
Abiomed	Instrumentation Laboratory
Accellent	Jimmy Tire
Agilux Laboratories	Johnson & Johnson - Synthes
Amphenol Pcd	Lantos Technologies
Ashland School District	MassBiologics
Barry-Wehmiller Design Group	Medical Surgical Systems
BD	MTD Micro Molding
Beckman Coulter	Ocular Therapeutix, Inc.
Biomedical Company	Optimum Technologies, Inc
Hemetics	Organogenesis
Boston Scientific	Regeneron Pharmaceuticals
Brigham & Womens	Sears
Capsule Technology	Securos Veterinary
ConforMIS	Orthopedics
Cytovance Biologics	Shire HGT
Johnson & Johnson-DePuy Orthopaedics	Smith & Nephew
Johnson & Johnson-DePuy Spine	SpineFrontier
Draper Lab	Spirit of Knowledge Charter School
DRS Defense Solutions	Supsina
Ercon	Syner-G Pharma
Firefly BioWorks	Umass Medical School
Fred Haer Company	UVTech Systems
Gamma Medica	Vention Medical
HCA	Village Veterinary Clinic
Henkel Chemical Management	Vivonics

Graduate Schools
Boston University
Brown University
Columbia University
Iowa State University
Johns Hopkins
MCPHS
University of California
University of Pittsburgh
WPI

Double Majors
Biology & Biotechnology
Environmental Engineering
Mechanical Engineering
Professional Writing



2013 Post Graduation Report: Bioscience Administration

Post-Graduation Activity	Bachelor's	Master's	PhD	All Degree Levels
Employed	NA	3	NA	3
Graduate School	NA	0	NA	0
Employed and Graduate School	NA	0	NA	0
Military	NA	0	NA	0
Success Rate	NA	100%	NA	100%
Still Seeking	NA	0	NA	0
Total Graduates	NA	3	NA	3
Unknown	NA	0	NA	0
Knowledge Rate	NA	100%	NA	
Average Salary 2013	NA	NA	NA	

Employers	Graduate Schools	Double Majors
Abbvie Bioresearch Center	NA	NA

2013 Post Graduation Report: Biotechnology

Post-Graduation Activity	Bachelor's	Master's	PhD	All Degree Levels
Employed	NA	NA	1	1
Graduate School	NA	NA	0	0
Employed and Graduate School	NA	NA	0	0
Military	NA	NA	0	0
Success Rate	NA	NA	100%	100%
Still Seeking	NA	NA	0	0
Total Graduates	NA	NA	1	1
Unknown	NA	NA	0	0
Knowledge Rate	NA	NA	100%	
Average Salary 2013	NA	NA	NA	

Employers	Graduate Schools	Double Majors
Rutgers University	NA	NA

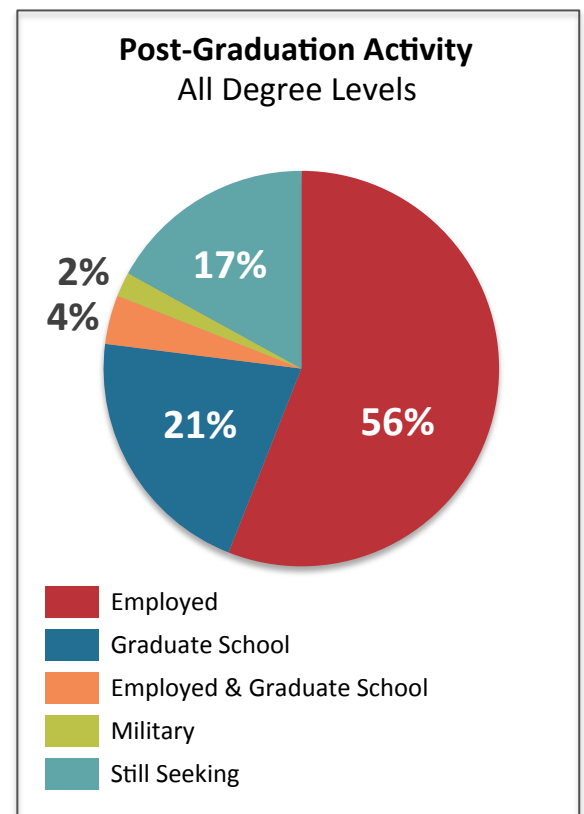
2013 Post Graduation Report: Chemical Engineering

Post-Graduation Activity	Bachelor's	Master's	PhD	All Degree Levels
Employed	36	2	2	40
Graduate School	14	1	0	15
Employed and Graduate School	3	0	0	3
Military	1	0	0	1
Success Rate	83.1%	75%	100%	83.1%
Still Seeking	11	1	0	12
Total Graduates	69	6	2	77
Unknown	4	2	0	6
Knowledge Rate	94.2%	66.7%	100%	
Average Salary 2013	\$59,992	NA	NA	

Employers
3M
Air Liquide
Akzonobel
ARCADIS
Aspen Technology
Chemical Engineering Department
Community Crunch
Comsol, Inc
Dow Chemical
DSG Solutions
Etj Gallo Winery
ExxonMobil
FLEXcon
Gannon & Scott
General Electric
Hollingsworth & Vose
Intact Technology Dev
Jacobs Engineering
Knolls Atomic Power Laboratory
Nabisco
Nova Engineering
OFS Speciality Photonics Division
Peace Corps
Rogers Corporation
Rousselot
RoviSys
Sleepnet Corp.
The Dennis Group, LLC
The RoviSys Corporation
University of Massachusetts
US Army
WPI
Xerox

Graduate Schools
Boston University
Georgia Institute of Technology
Massachusetts Institute of Technology
Penn State University
UMBC
University of Delaware
University of Massachusetts
University of Michigan
WPI

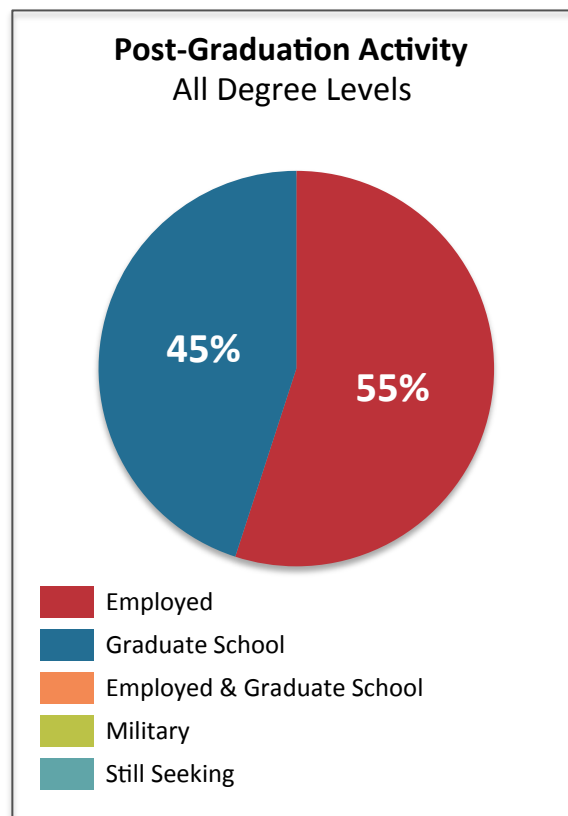
Double Majors
Chemistry
Humanities & Arts
Professional Writing



2013 Post Graduation Report: Chemistry

Post-Graduation Activity	Bachelor's	Master's	PhD	All Degree Levels
Employed	5	0	1	6
Graduate School	4	0	1	5
Employed and Graduate School	0	0	0	0
Military	0	0	0	0
Success Rate	100%	0	100%	100%
Still Seeking	0	0	0	0
Total Graduates	9	0	2	11
Unknown	0	0	0	0
Knowledge Rate	100%	NA	100%	
Average Salary 2013	NA	NA	NA	

Employers	Graduate Schools	Double Majors
Assumption College DSG Solutions PKC Pharmaceuticals	Georgetown MCPHS Stony Brook University University of Illinois Urbana-Champaign Worcester State University	Chemical Engineering



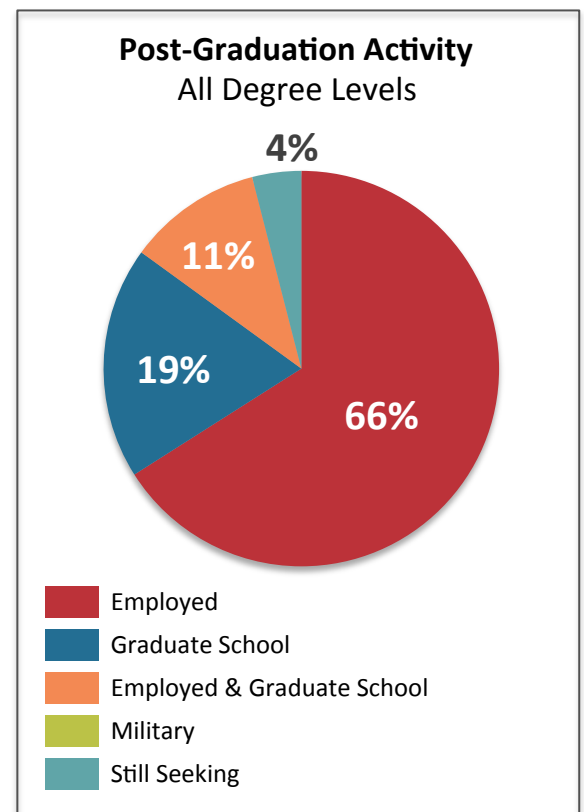
2013 Post Graduation Report: Civil Engineering

Post-Graduation Activity	Bachelor's	Master's	PhD	All Degree Levels
Employed	39	8	NA	47
Graduate School	12	1	NA	13
Employed and Graduate School	8	0	NA	8
Military	0	0	NA	0
Success Rate	95.2%	100%	NA	95.8%
Still Seeking	3	0	NA	3
Total Graduates	67	11	NA	78
Unknown	5	2	NA	7
Knowledge Rate	92.5%	81.8%	NA	
Average Salary 2013	\$54,387	\$55,000	NA	

Employers	
AAMD Inc.	Kallidus Technologies
AIG	Kiewit
Alstom Power	Limbach Facility Services
Aon Fire Protection Engineering	MAS Building & Bridge
Babcock Power, Inc.	Mass. Water Resources Authority (MWRA)
BL Companies	Massdot
C&C Consulting Engineers	McNamara/Salvia Inc.
CDM	National Grid
CDR Maguire	National Lumber
CHA	New England Land Survey
Cianbro	NH DOT
Clark Dietritk	Northampton England Soccer
Connecticut Dept. of Transportation	Pare Corporation
Consigli Construction	Skanska USA Building
Cornerstone Energy Services	Stantec
E. T. & L. Corp	Suffolk Construction
ExxonMobil	The Dennis Group, LLC
Feeny Brothers Excavation Corporation	The Whiting-Turner Contracting Company
General Dynamics-Electric Boat	TJ Maxx
Gould Erectors	Turner Construction Co
Graves Engineering, Inc.	US Air Force
Hensel Phelps	US Army
Insight Pools	Veitas & Veitas Engineers
	WPI

Graduate Schools
The University of Queensland
WPI

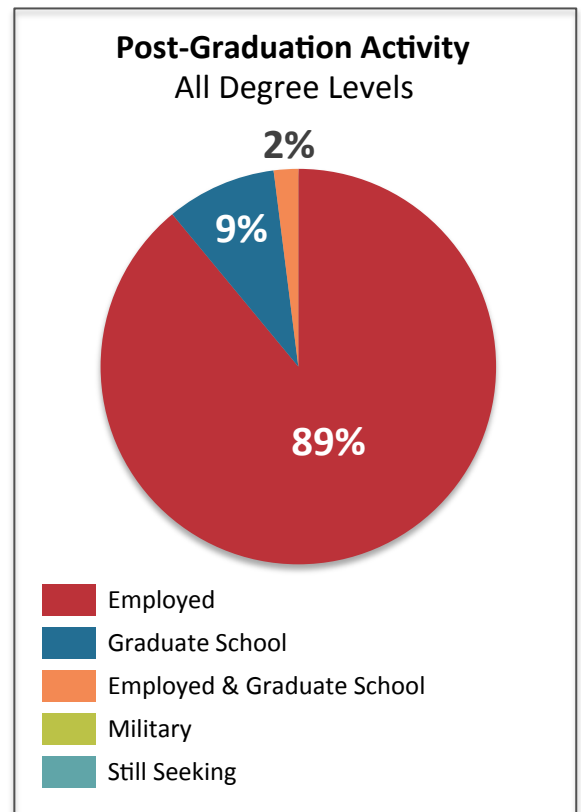
Double Majors
Environmental & Sustainability Studies



2013 Post Graduation Report: Computer Science

Post-Graduation Activity	Bachelor's	Master's	PhD	All Degree Levels
Employed	54	22	5	81
Graduate School	7	1	0	8
Employed and Graduate School	1	0	1	2
Military	0	0	0	0
Success Rate	100%	100%	100%	100%
Still Seeking	0	0	0	0
Total Graduates	67	27	6	100
Unknown	5	4	0	9
Knowledge Rate	92.5%	85.2%	100%	
Average Salary 2013	\$76,219	\$73,8333	NA	

Employers	Graduate Schools	Double Majors
Advanced Micro Devices-AMD	Brown University	Actuarial Mathematics
AG Mednet	Toyota Technological Institute at Chicago	Electrical & Computer Engineering
Allmerica Financial	Tulsa University	Interactive Media & Game Development
Amazon	WPI	Mathematical Sciences
Bank of America Merrill Lynch		Robotics Engineering
Boston Properties		
Boston, MA		
Brown University		
Casenet		
Charles River Development		
Chitika		
Cisco		
Cognius		
Concrete Interactive		
EPIC		
Factset		
Fidelity Investments		
FleetwoodGoldcoWyard		
Foliage Software Systems		
General Dynamics-Advanced Information Systems		
Health Edge		
Hydrabyte, Inc.		
IBM		
Image Stream Medical		
Intel Corporation		
ITT Exelis		
Jacobs Technology		
Kiva Systems		
Liberty Mutual Insurance Company		
Mega		
Microsoft		
NetApp		
NeuroScouting		
NorthPoint Solutions LLC		
Paypal		
Pegasystems		
Rakuten Loyalty		
Rapid7		
Raytheon Company		
SoftRight LLC		
Studify		
TFCCS		
TwinStrata		
Umea University		
Unidesk		
Vericode		
ViaSat, Inc.		
Vistaprint		
Wayfair		
WPI		
Zynga		



2013 Post Graduation Report: Construction Project Management

Post-Graduation Activity	Bachelor's	Master's	PhD	All Degree Levels
Employed	NA	1	NA	1
Graduate School	NA	0	NA	0
Employed and Graduate School	NA	0	NA	0
Military	NA	0	NA	0
Success Rate	NA	100%	NA	100%
Still Seeking	NA	0	NA	0
Total Graduates	NA	1	NA	1
Unknown	NA	0	NA	0
Knowledge Rate	NA	100%	NA	
Average Salary 2013	NA	NA	NA	

Employers	Graduate Schools	Double Majors
NA	NA	NA

2013 Post Graduation Report: Economic Science

Post-Graduation Activity	Bachelor's	Master's	PhD	All Degree Levels
Employed	0	NA	NA	0
Graduate School	0	NA	NA	0
Employed and Graduate School	0	NA	NA	0
Military	0	NA	NA	0
Success Rate	0	NA	NA	0
Still Seeking	0	NA	NA	0
Total Graduates	0	NA	NA	0
Unknown	0	NA	NA	0
Knowledge Rate	0	NA	NA	
Average Salary 2013	NA	NA	NA	

Employers	Graduate Schools	Double Majors
NA	NA	NA

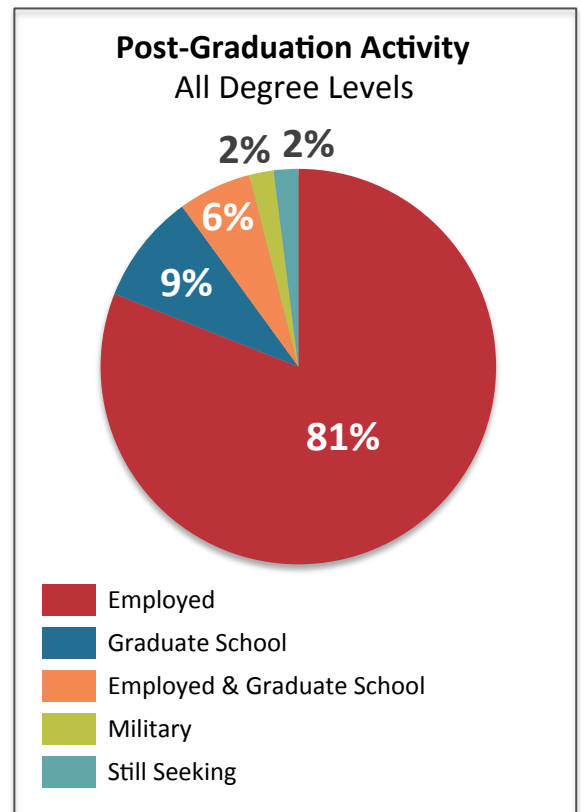
2013 Post Graduation Report: Electrical & Computer Engineering

Post-Graduation Activity	Bachelor's	Master's	PhD	All Degree Levels
Employed	53	72	6	131
Graduate School	12	2	0	14
Employed and Graduate School	10	0	0	10
Military	2	0	1	3
Success Rate	97.5%	98.7%	100.0%	98.1%
Still Seeking	2	1	0	3
Total Graduates	86	104	9	199
Unknown	7	29	2	38
Knowledge Rate	91.9%	72.1%	77.8%	
Average Salary 2013	\$68,613	\$68,979	\$97,333	

Employers		
Airbus Development Zone	ICONICS	The MITRE Corporation
Allegro Microsystems	Image and Data Analysis - Harvard Medical School	The United Illuminating Company
Analog Devices	KIVA Systems	The Volpe Transportation Center
Atlas Powers LLC	L3 Communication	Tyco
Aware	Lasertiche	US Air Force
BAE Systems	LTX Credence	US Navy
Bose Corporation	Markem-Imaje	Viasat
Boston Scientific	Maxim IC	Warner Power
Broadcom Corporation	Microsoft	Wayfair
Care Everywhere	National Grid	WiTricity
Casa Systems	NAVAIR Weapons Division	Worcester Public Schools
Charles Stark Draper	NetApp	WPI
Cisco	Odic, Inc	Yesware, Inc.
Cogent Infotech	OneSource Information Services	Zynga
Creston	OpenMobile World Wide	
Dakc Koparkairane	Parkinson Technologies, Inc.	
Dealer.Com	Philips	
Diagnosys	Qualcomm	
Diamond Technologies	Raytheon Company	
Draeger Medical	Raytheon IDS	
Draper Lab	Rocket Software	
Eaton Corporation	RoviSys	
EMC Corporation	SAIC	
Emulex	Samsung Telecommunication America	
EqualLogic	Sensata Technologies	
Expicient	Separation Technologies	
General Dynamics	Skyworks Solutions	
General Dynamics-C4 Systems	Snetinel Electric	
General Dynamics-Electric Boat	Sonus Networks	
General Electric	Sprint Nextel Corporation	
Google	Sup sina	
Hanpu Science & Education Gard	Teradyne	
IBM	The Mathworks	

Graduate Schools
Columbia University
Cornell University
University of Massachusetts WPI

Double Majors
Biomedical Engineering
Computer Science
Mechanical Engineering
Physics
Robotics Engineering



2013 Post Graduation Report: Engineering Physics

Post-Graduation Activity	Bachelor's	Master's	PhD	All Degree Levels
Employed	0	NA	NA	0
Graduate School	0	NA	NA	0
Employed and Graduate School	0	NA	NA	0
Military	0	NA	NA	0
Success Rate	0	NA	NA	0
Still Seeking	0	NA	NA	0
Total Graduates	0	NA	NA	0
Unknown	0	NA	NA	0
Knowledge Rate	0	NA	NA	
Average Salary 2013	NA	NA	NA	

Employers	Graduate Schools	Double Majors
NA	NA	NA

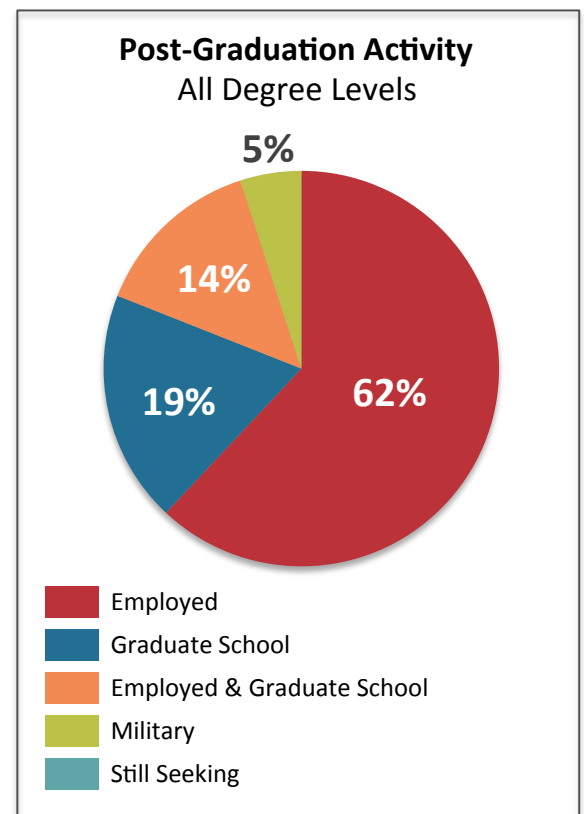
2013 Post Graduation Report: Environmental Engineering

Post-Graduation Activity	Bachelor's	Master's	PhD	All Degree Levels
Employed	7	6	NA	13
Graduate School	4	0	NA	4
Employed and Graduate School	2	1	NA	3
Military	1	0	NA	1
Success Rate	100%	100%	NA	100%
Still Seeking	0	0	NA	0
Total Graduates	14	7	NA	21
Unknown	0	0	NA	0
Knowledge Rate	100%	100%	NA	
Average Salary 2013	\$49,100	\$59,347	NA	

Employers
AECOM
Connecticut Department of Environmental Protection
Environmental Protection Agency
Fairfax Water
Fay Spofford and Thorndike
General Electric
GHD
North Shore LIJ Health System
Pare Corporation
Rhode Island Department of Health
Tighe & Bond, Inc.
US Air Force
Vanasse Hangen Brustlin (VHB)
Woodard & Curran

Graduate Schools
Carnegie Mellon
WPI

Double Majors
International Studies



2013 Post Graduation Report: Environmental Studies

Post-Graduation Activity	Bachelor's	Master's	PhD	All Degree Levels
Employed	0	NA	NA	NA
Graduate School	0	NA	NA	NA
Employed and Graduate School	0	NA	NA	NA
Military	0	NA	NA	NA
Success Rate	0	NA	NA	NA
Still Seeking	0	NA	NA	NA
Total Graduates	0	NA	NA	NA
Unknown	0	NA	NA	NA
Knowledge Rate	0	NA	NA	
Average Salary 2013	NA	NA	NA	

Employers	Graduate Schools	Double Majors
NA	NA	NA

2013 Post Graduation Report: Financial Mathematics

Post-Graduation Activity	Bachelor's	Master's	PhD	All Degree Levels
Employed	NA	12	NA	12
Graduate School	NA	0	NA	0
Employed and Graduate School	NA	0	NA	0
Military	NA	0	NA	0
Success Rate	NA	80%	NA	80%
Still Seeking	NA	3	NA	3
Total Graduates	NA	20	NA	20
Unknown	NA	5	NA	5
Knowledge Rate	NA	75%	NA	
Average Salary 2013	NA	NA	NA	

Employers

AdHarmonics
Interactive Data Corp.
INTL FC Stone Securities
KPMG Advisory
Point Global SRI

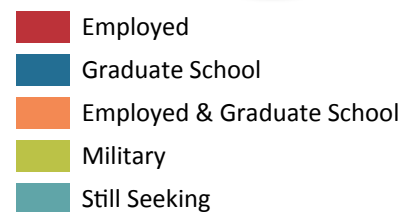
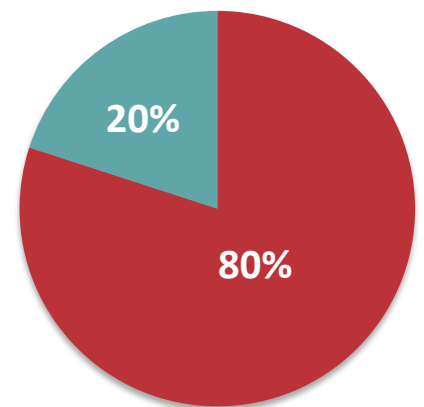
Graduate Schools

NA

Double Majors

NA

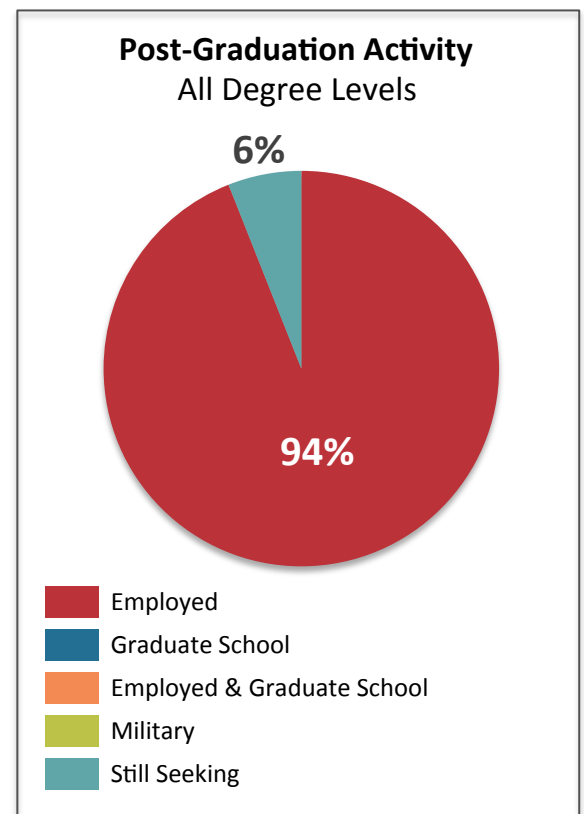
Post-Graduation Activity
All Degree Levels



2013 Post Graduation Report: Fire Protection Engineering

Post-Graduation Activity	Bachelor's	Master's	PhD	All Degree Levels
Employed	NA	34	NA	34
Graduate School	NA	0	NA	0
Employed and Graduate School	NA	0	NA	0
Military	NA	0	NA	0
Success Rate	NA	94.4%	NA	94.4%
Still Seeking	NA	2	NA	2
Total Graduates	NA	38	NA	38
Unknown	NA	2	NA	2
Knowledge Rate	NA	94.7%	NA	
Average Salary 2013	NA	\$70,333	NA	

Employers	Graduate Schools	Double Majors
Bechtel Marine Propulsion Corporation Code Consultants Inc Design Alaska Dielectric Communications Co Eastern Kentucky University EPM Exponent Engineering & Scientific Consulting Fire Risk Management FM Global Hughes Associates, Inc Insynergy Engineering Intel Corporation Landmark Facilities Group LeGrand Engineering MSHA Multiconsult Norconsult Rolf Jensen & Associates Rolls Royce Corporation Swissi AG Tyco UTC-Power WPI	NA	NA



2013 Post Graduation Report: Humanities & Arts

Post-Graduation Activity	Bachelor's	Master's	PhD	All Degree Levels
Employed	0	NA	NA	0
Graduate School	0	NA	NA	0
Employed and Graduate School	0	NA	NA	0
Military	0	NA	NA	0
Success Rate	0%	NA	NA	0%
Still Seeking	2	NA	NA	2
Total Graduates	2	NA	NA	2
Unknown	0	NA	NA	0
Knowledge Rate	100%	NA	NA	
Average Salary 2013	NA	NA	NA	

Employers	Graduate Schools	Double Majors
NA	NA	Chemical Engineering Management

2013 Post Graduation Report: Industrial Mathematics

Post-Graduation Activity	Bachelor's	Master's	PhD	All Degree Levels
Employed	NA	0	NA	NA
Graduate School	NA	0	NA	NA
Employed and Graduate School	NA	0	NA	NA
Military	NA	0	NA	NA
Success Rate	NA	0	NA	NA
Still Seeking	NA	0	NA	NA
Total Graduates	NA	0	NA	NA
Unknown	NA	0	NA	NA
Knowledge Rate	NA	0	NA	
Average Salary 2013	NA	NA	NA	

Employers	Graduate Schools	Double Majors
NA	NA	NA

2013 Post Graduation Report: Industrial Engineering

Post-Graduation Activity	Bachelor's	Master's	PhD	All Degree Levels
Employed	7	NA	NA	7
Graduate School	1	NA	NA	1
Employed and Graduate School	2	NA	NA	2
Military	0	NA	NA	0
Success Rate	83.3%	NA	NA	83.3%
Still Seeking	2	NA	NA	2
Total Graduates	15	NA	NA	15
Unknown	3	NA	NA	3
Knowledge Rate	80%	NA	NA	
Average Salary 2013	\$60,333	NA	NA	

Employers

Avery Dennison
 Beckman Coulter
 Bridgestone Americas Tire Operations
 LAN Cargo
 SPIROL International Corporation
 Torino Capital
 Vistaprint
 YumiEco Solutions

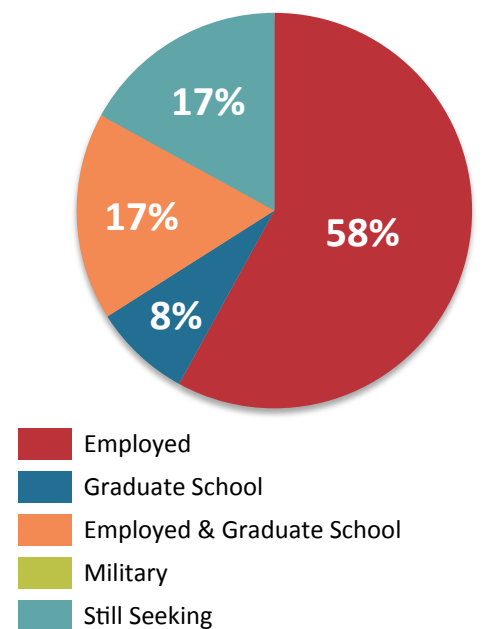
Graduate Schools

NA

Double Majors

Management Information Systems

Post-Graduation Activity
All Degree Levels



2013 Post Graduation Report: Information Technology

Post-Graduation Activity	Bachelor's	Master's	PhD	All Degree Levels
Employed	NA	10	NA	10
Graduate School	NA	0	NA	0
Employed and Graduate School	NA	1	NA	1
Military	NA	0	NA	0
Success Rate	NA	84.6%	NA	84.6%
Still Seeking	NA	2	NA	2
Total Graduates	NA	16	NA	16
Unknown	NA	3	NA	3
Knowledge Rate	NA	81.3%	NA	
Average Salary 2013	NA	NA	NA	

Employers

Cogent Infotech
 Datalab Macedonia
 Dell
 Dyn
 Expicient
 Future Technologies Group
 Granite Telecommunications

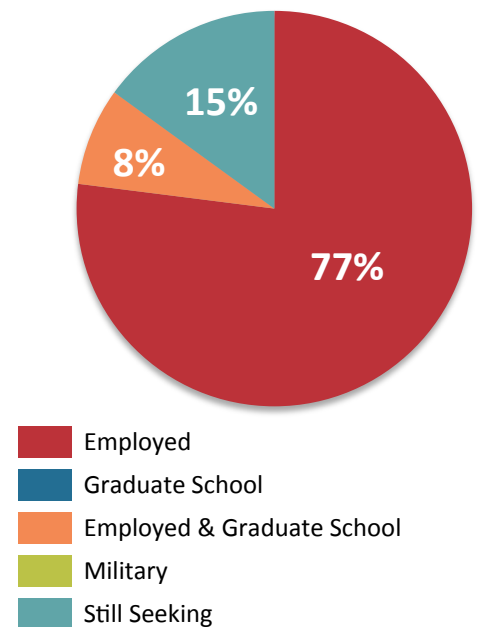
Graduate Schools

WPI

Double Majors

NA

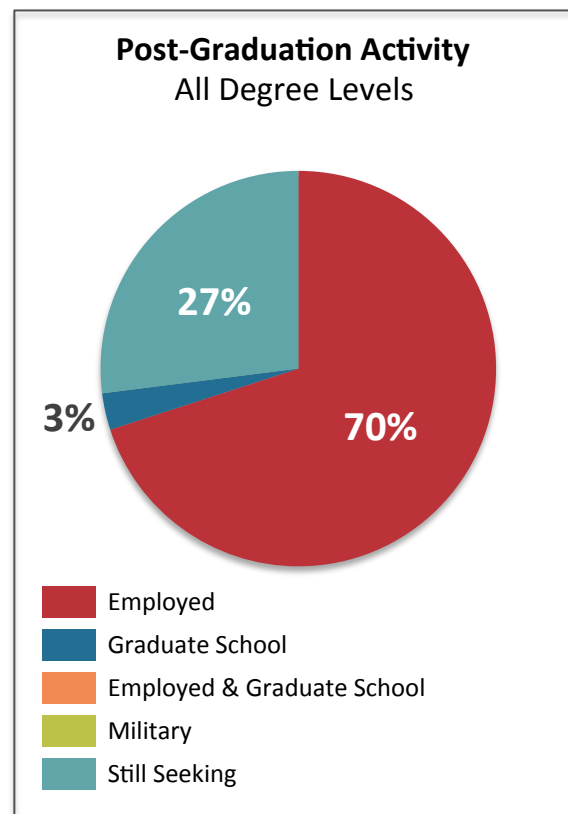
Post-Graduation Activity
All Degree Levels



2013 Post Graduation Report: Interactive Media & Game Development

Post-Graduation Activity	Bachelor's	Master's	PhD	All Degree Levels
Employed	21	2	NA	23
Graduate School	1	0	NA	1
Employed and Graduate School	0	0	NA	0
Military	0	0	NA	0
Success Rate	71.0%	100%	NA	72.7%
Still Seeking	9	0	NA	9
Total Graduates	35	2	NA	37
Unknown	4	0	NA	4
Knowledge Rate	88.6%	100%	NA	
Average Salary 2013	\$53,220	NA	NA	

Employers	Graduate Schools	Double Majors
Advanced Micro Devices-AMD Amadeus Amedia Event Productions City of El Paso CIVVA, Inc. Daniel Webster College Eastover Hotel & Resort Epic Digital Media Harvey Tool Company, LLC Hasboro High Class Kitsch, LLC Image Stream Medical Integrated IT Solutions Microsoft NeuroScouting OpenMobile World Wide Self-Employed Studify WPI	WPI	Computer Science



2013 Post Graduation Report: Interdisciplinary

Post-Graduation Activity	Bachelor's	Master's	PhD	All Degree Levels
Employed	0	NA	0	0
Graduate School	1	NA	0	1
Employed and Graduate School	0	NA	0	0
Military	1	NA	0	1
Success Rate	100%	NA	0	100%
Still Seeking	0	NA	0	0
Total Graduates	3	NA	0	4
Unknown	1	NA	0	2
Knowledge Rate	66.7%	NA	0%	
Average Salary 2013	NA	NA	NA	

Employers	Graduate Schools	Double Majors
NA	WPI	NA

2013 Post Graduation Report: International Studies

Post-Graduation Activity	Bachelor's	Master's	PhD	All Degree Levels
Employed	2	0	0	2
Graduate School	0	0	0	0
Employed and Graduate School	0	0	0	0
Military	0	0	0	0
Success Rate	100%	0	0	100%
Still Seeking	0	0	0	0
Total Graduates	2	0	0	2
Unknown	0	0	0	0
Knowledge Rate	100%	0	0	
Average Salary 2013	NA	NA	NA	

Employers

Population Services
International
North Shore LIJ Health
System

Graduate Schools

NA

Double Majors

Environmental Engineering

2013 Post Graduation Report: Learning Sciences & Technology

Post-Graduation Activity	Bachelor's	Master's	PhD	All Degree Levels
Employed	NA	1	1	2
Graduate School	NA	0	0	0
Employed and Graduate School	NA	0	0	0
Military	NA	0	0	0
Success Rate	NA	100%	100%	100%
Still Seeking	NA	0	0	0
Total Graduates	NA	2	1	3
Unknown	NA	1	0	1
Knowledge Rate	NA	50%	100%	
Average Salary 2013	NA	NA	NA	

Employers	Graduate Schools	Double Majors
BAE Systems WPI	NA	NA

2013 Post Graduation Report: Liberal Arts & Engineering

Post-Graduation Activity	Bachelor's	Master's	PhD	All Degree Levels
Employed	1	NA	NA	1
Graduate School	0	NA	NA	0
Employed and Graduate School	0	NA	NA	0
Military	0	NA	NA	0
Success Rate	100%	NA	NA	100%
Still Seeking	0	NA	NA	0
Total Graduates	1	NA	NA	1
Unknown	0	NA	NA	0
Knowledge Rate	100%	NA	NA	
Average Salary 2013	NA	NA	NA	

Employers	Graduate Schools	Double Majors
Arcadia Solutions	NA	Industrial Engineering

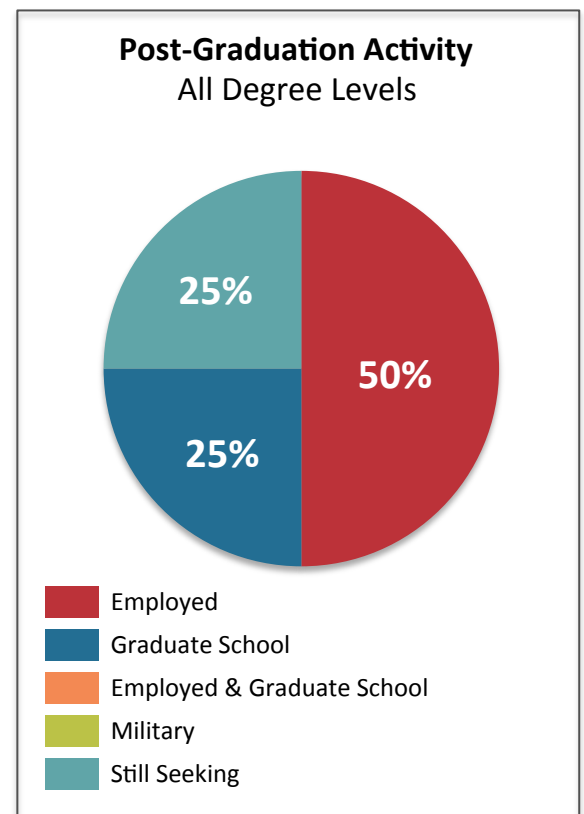
2013 Post Graduation Report: Management

Post-Graduation Activity	Bachelor's	Master's	PhD	All Degree Levels
Employed	4	0	NA	4
Graduate School	2	0	NA	2
Employed and Graduate School	0	0	NA	0
Military	0	0	NA	0
Success Rate	75%	0	NA	75%
Still Seeking	2	0	NA	2
Total Graduates	8	0	NA	8
Unknown	0	0	NA	0
Knowledge Rate	100%	0	NA	
Average Salary 2013	NA	NA	NA	

Employers
Boston Engineering Expicient Stax, Inc The Travelers Companies

Graduate Schools
Actuarial Mathematics Humanities & Arts

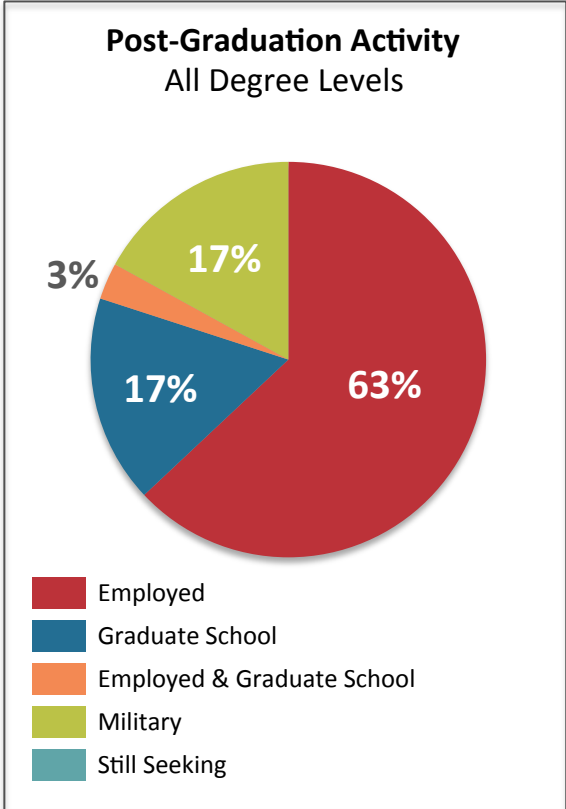
Double Majors
NA



2013 Post Graduation Report: Management Engineering

Post-Graduation Activity	Bachelor's	Master's	PhD	All Degree Levels
Employed	15	NA	NA	15
Graduate School	4	NA	NA	4
Employed and Graduate School	1	NA	NA	1
Military	0	NA	NA	0
Success Rate	83.3%	NA	NA	83.3%
Still Seeking	4	NA	NA	4
Total Graduates	28	NA	NA	28
Unknown	4	NA	NA	4
Knowledge Rate	85.7%	NA	NA	
Average Salary 2013	\$54,838	NA	NA	

Employers	Graduate Schools	Double Majors
Arlington High School Avery Dennison C&S Wholesale Grocers Consigli Construction Dimensional Insight Merrill Lynch Organomation Pharma Vigilant Raytheon Company Rex Medical Signature Breads Info SPIROL International Corporation Synergy Resources Tech Marinade The Hanover Insurance Group	Boston College Brown University Stetson University - Florida WPI	Mechanical Engineering



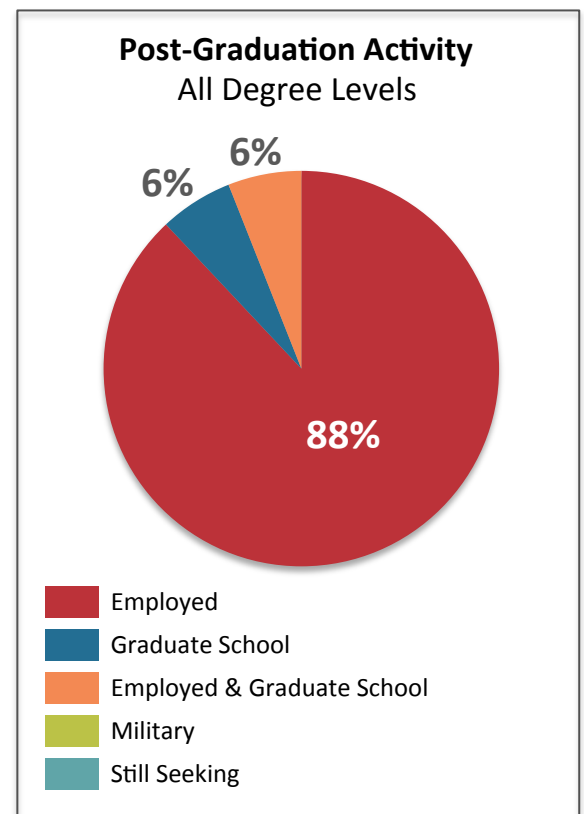
2013 Post Graduation Report: Management Information Systems

Post-Graduation Activity	Bachelor's	Master's	PhD	All Degree Levels
Employed	15	NA	NA	15
Graduate School	1	NA	NA	1
Employed and Graduate School	1	NA	NA	1
Military	0	NA	NA	0
Success Rate	100%	NA	NA	100%
Still Seeking	0	NA	NA	0
Total Graduates	17	NA	NA	17
Unknown	0	NA	NA	0
Knowledge Rate	100%	NA	NA	
Average Salary 2013	\$63,600	NA	NA	

Employers
Avery Dennison
Fidelity Investments
General Electric
Liberty Mutual Insurance Company
McKinsey
National Grid
Philips
Putnam Investments
The Travelers Companies
Timmins Software
UTC
UTC-Pratt & Whitney
Vistaprint

Graduate Schools
NA

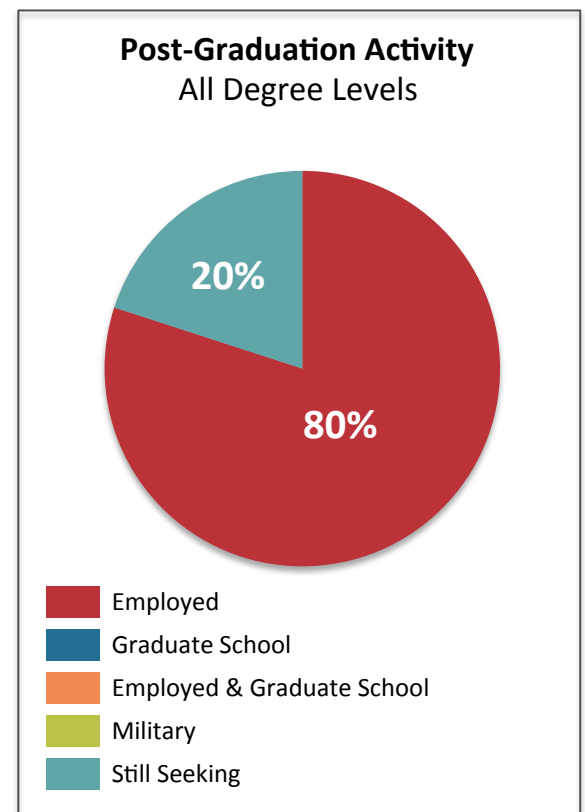
Double Majors
Industrial Engineering



2013 Post Graduation Report: Manufacturing Engineering

Post-Graduation Activity	Bachelor's	Master's	PhD	All Degree Levels
Employed	NA	3	1	4
Graduate School	NA	0	0	0
Employed and Graduate School	NA	0	0	0
Military	NA	0	0	0
Success Rate	NA	75%	100%	80%
Still Seeking	NA	1	0	1
Total Graduates	NA	5	1	6
Unknown	NA	1	0	1
Knowledge Rate	NA	80%	100%	
Average Salary 2013	NA	NA	NA	

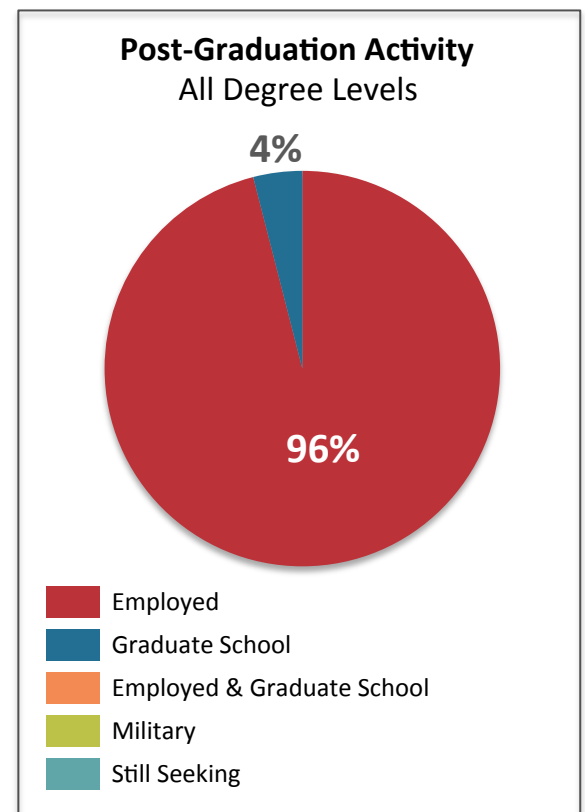
Employers	Graduate Schools	Double Majors
Continental Motors Rogers Corporation WPI	NA	NA



2013 Post Graduation Report: Marketing & Technological Innovation

Post-Graduation Activity	Bachelor's	Master's	PhD	All Degree Levels
Employed	NA	24	NA	24
Graduate School	NA	1	NA	1
Employed and Graduate School	NA	0	NA	0
Military	NA	0	NA	0
Success Rate	NA	100%	NA	100%
Still Seeking	NA	0	NA	0
Total Graduates	NA	30	NA	30
Unknown	NA	5	NA	5
Knowledge Rate	NA	83.3%	NA	
Average Salary 2013	NA	\$77,940	NA	

Employers	Graduate Schools	Double Majors
Arris AT&T Audience Engagement Museum Autotegrity/ADP Dealer Services EMC Corporation Hollis Interactive HP M.C. Stark Millward Brown NSTAR OnProcess Technology Qingnian Rd Wuling Sq ReneSola Ltd. Sensata Technologies Worcester Art Museum Xinhua News Agency	NA	NA



2013 Post Graduation Report: Materials Process Engineering

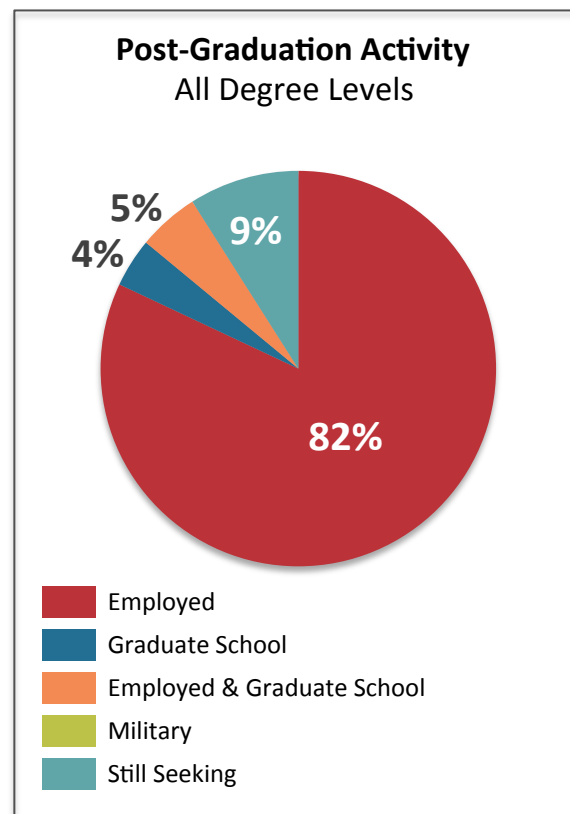
Post-Graduation Activity	Bachelor's	Master's	PhD	All Degree Levels
Employed	NA	1	NA	1
Graduate School	NA	0	NA	0
Employed and Graduate School	NA	0	NA	0
Military	NA	0	NA	0
Success Rate	NA	100%	NA	100%
Still Seeking	NA	0	NA	0
Total Graduates	NA	1	NA	1
Unknown	NA	0	NA	0
Knowledge Rate	NA	100%	NA	
Average Salary 2013	NA	NA	NA	

Employers	Graduate Schools	Double Majors
Clean Energy International	NA	NA

2013 Post Graduation Report: Materials Science and Engineering

Post-Graduation Activity	Bachelor's	Master's	PhD	All Degree Levels
Employed	NA	16	2	18
Graduate School	NA	1	0	1
Employed and Graduate School	NA	1	0	1
Military	NA	0	0	0
Success Rate	NA	90%	100%	90.9%
Still Seeking	NA	2	0	2
Total Graduates	NA	29	2	31
Unknown	NA	9	0	9
Knowledge Rate	NA	69%	100%	
Average Salary 2013	NA	\$80,750	\$106,250	

Employers	Graduate Schools	Double Majors
Air Products and Chemicals, Inc Cummings Diesel Engines Electro Impact General Dynamics Haidian District Intel Corporation Saint-Gobain Simonds Southwest Aluminum Co Ltd Trump Photonics UTC-Hamilton Sundstrand UTC-Power UTC-Sikorsky Aircraft Wyman-Gordon	University of South Carolina	NA



2013 Post Graduation Report: Mathematical Sciences

Post-Graduation Activity	Bachelor's	Master's	PhD	All Degree Levels
Employed	11	NA	3	14
Graduate School	9	NA	0	9
Employed and Graduate School	1	NA	0	1
Military	0	NA	0	0
Success Rate	91.3%	NA	100%	92.3%
Still Seeking	2	NA	0	2
Total Graduates	23	NA	3	26
Unknown	0	NA	0	0
Knowledge Rate	100%	NA	100%	
Average Salary 2013	\$58,556	NA	NA	

Employers

Charles River Development
 EPIC
 Expicient
 Fidelity Investments
 I360, LLC
 landoli Mkts
 Liberty Mutual Insurance
 Company
 NAVAIR Weapons Division
 WPI

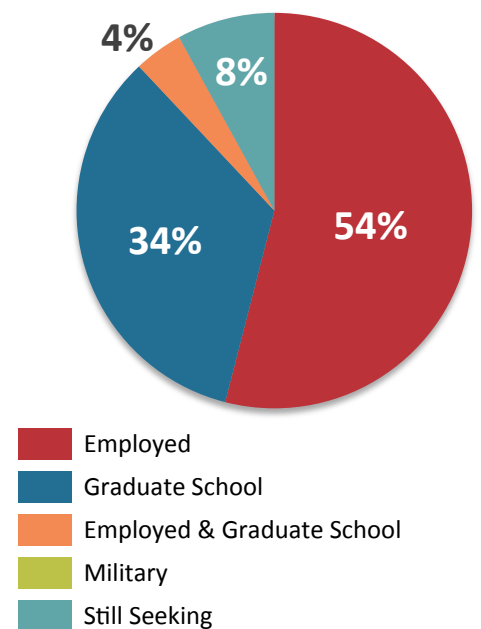
Graduate Schools

Delaware State University
 MIT
 Northwestern
 SISSA, Italy
 University of Waterloo,
 Canada
 WPI

Double Majors

Computer Science
 Physics

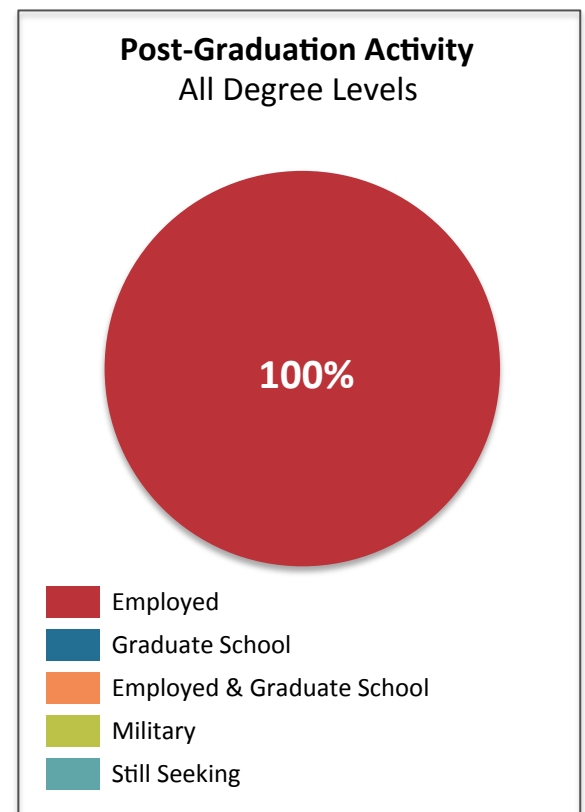
Post-Graduation Activity
 All Degree Levels



2013 Post Graduation Report: Mathematics for Educators

Post-Graduation Activity	Bachelor's	Master's	PhD	All Degree Levels
Employed	NA	6	NA	6
Graduate School	NA	0	NA	0
Employed and Graduate School	NA	0	NA	0
Military	NA	0	NA	0
Success Rate	NA	100%	NA	100%
Still Seeking	NA	0	NA	0
Total Graduates	NA	9	NA	9
Unknown	NA	3	NA	3
Knowledge Rate	NA	66.7%	NA	
Average Salary 2013	NA	NA	NA	

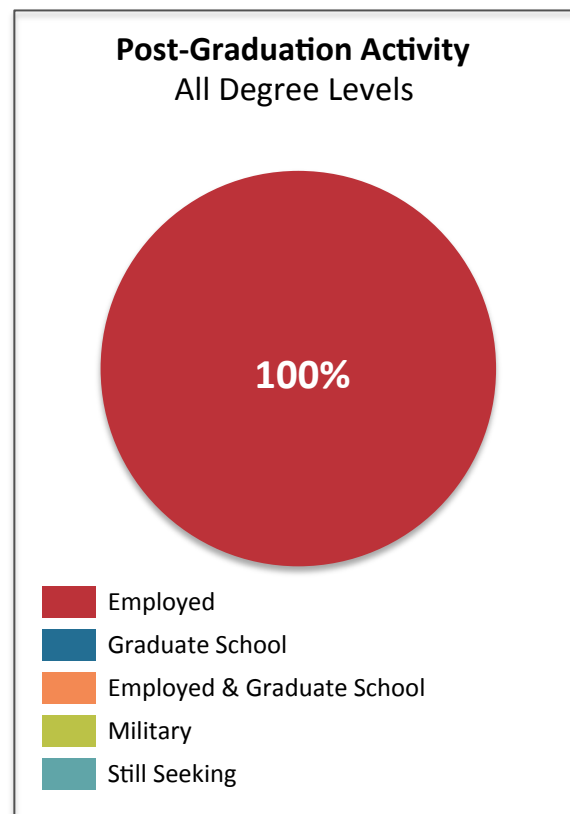
Employers	Graduate Schools	Double Majors
Doherty Memorial High School Minuteman Regional High School New Technology Solutions Shrewsbury High School	NA	NA



2013 Post Graduation Report: MBA

Post-Graduation Activity	Bachelor's	Master's	PhD	All Degree Levels
Employed	NA	39	NA	39
Graduate School	NA	0	NA	0
Employed and Graduate School	NA	0	NA	0
Military	NA	0	NA	0
Success Rate	NA	100%	NA	100%
Still Seeking	NA	0	NA	0
Total Graduates	NA	40	NA	40
Unknown	NA	1	NA	1
Knowledge Rate	NA	97.5%	NA	
Average Salary 2013	NA	\$70,400	NA	

Employers	Graduate Schools	Double Majors
Abt Associates Analog Devices, Inc. AVO Fence + Supplies BASF Catalysts, LLC BIND Therapeutics, Inc. Blue Note Computing Buzz Lanes Chromalloy Gas Turbine, LLC Covidien Data Mobility Systems, LLC EIC Laboratories EMC Corporation Fidelity Investments Infotech America IPG Photonics Learning Prep School M/A-COM Technology Solutions, Inc. MH Paintworks Nokia Outfitters Vehicle UTC-Otis Elevator Company Philips RSA Security Division of EMC Tanury Industries Teradyne US Air Force UTC-Hamilton Sundstrand UTC-Sikorsky Aircraft Verizon Whirlpool Corp WPI	NA	NA



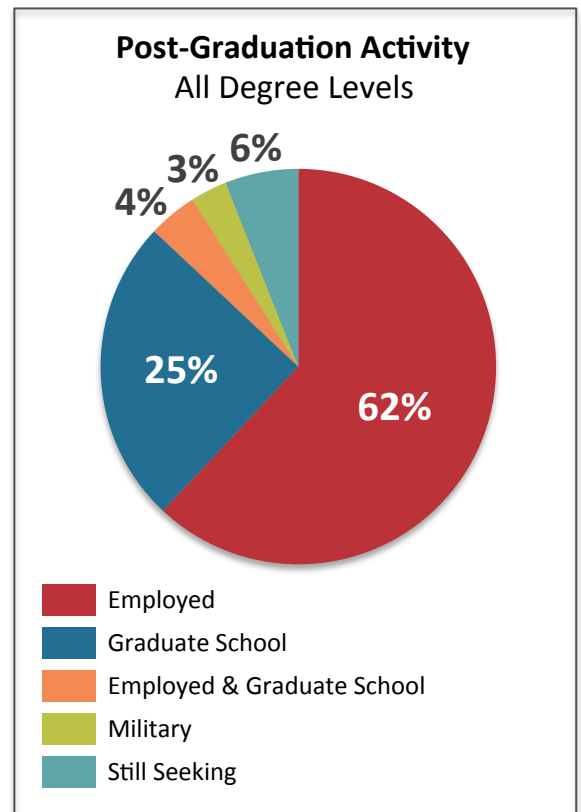
2013 Post Graduation Report: Mechanical Engineering

Post-Graduation Activity	Bachelor's	Master's	PhD	All Degree Levels
Employed	95	59	4	158
Graduate School	57	4	1	62
Employed and Graduate School	8	2	1	11
Military	4	3	0	7
Success Rate	92.7%	95.8%	100.0%	93.7%
Still Seeking	13	3	0	16
Total Graduates	185	82	6	273
Unknown	8	11	0	19
Knowledge Rate	95.7%	86.6%	100.0%	
Average Salary 2013	\$59,425	\$77,211	\$91,500	

Employers		
Johnson & Johnson-DePuy Mitek	General Dynamics – Electric Boat	Plymouth Public Schools
Allen Medical Systems	General Electric	Power Partners
Amphenol PCD	Hubbell Power Systems	QMB
Amphenol TCS	IMCORP	R. W. Sullivan
Anheuser-Busch	Instrumentation Laboratory	Rakuten Loyalty
Apex Engineering	Intertek ETL SEMKO	Raytheon Company
Applied Materials	IPG Photonics	Rodney Hunt Company
Avery Dennison	Johnson & Johnson	Roger Williams University
Axcelis Technologies	K & K	Rolls Royce Corporation
Babcock Power, Inc.	Kahn Industries, Inc.	Saint-Gobain Abrasives, Inc
BH Aircraft	Kamatiks Corporation	Securos Veterinary Orthopedics
BioPharm Engineerd Systems	Khatib Alami	Sensata Technologies
Bodycote	Killeen Machine Tool Co.	Separation Technologies
Bose Corporation	KIVA Systems	Smith & Nephew
Boston Scientific	Leafy Green Planet	Smiths HR Service Center
Built-rite Tool & Die	Lenze America	Stanley Black & Decker, Inc.
Christopher Dunn	LFI	Synergy Resources
Chrysler	Mason Industries	Synthetic Lubricants
City of South Portland	Massachusetts Golf Association	Thermshield LLC
Continental Tire	McLaughlin Research Corporation	Thompson Consultants
CoolChip Technologies	MEMC Electronic Materials, Inc.	TomTec
Daktari Diagnostics	Mercury Systems	Toyoda Machinery
David Clark	Metal Casting Technology	Trelleborg Sealing Solutions
DCI Engineering	Middleton Aerospace Corp	Tyco
DEKA R&D	Mide Technology	United Electric Controls
Dresser-Rand	MIT Lincoln Laboratory	United Technologies Corporation-UTC
Eagle Stainless Tube & Fabrication	Natick Soldier Research, Development, and Engineering Center	US Air Force
EMC Corporation	National Grid	US Army
EMS	Northrop Grumman	US Navy
Endfield Technologies	Novelis	UTC-Pratt & Whitney
Exeter Group	Oz Development	UTC-Sikorsky Aircraft
exp	Parker Hannifin	Vapotherm
ExxonMobil	Parkinson Technologies, Inc.	Westinghouse Electric Company
Fire Department	Pearse-Bertram	WPI
Fish City Cycles	Pentair, Inc.	wTe Corporation
Fred Haer Company	Philips	Wyman-Gordon
GE Aviation		Yarmouth Research & Technologies
General Dynamics		

Graduate Schools
Boston University
Brown University
Carnegie Mellon
Georgia Institute of Technology
Isfahan University of Technology
MIT
North Carolina State University
Tu Wien or TuGraz
University of California-Berkley
University of Michigan
University of Texas
WPI

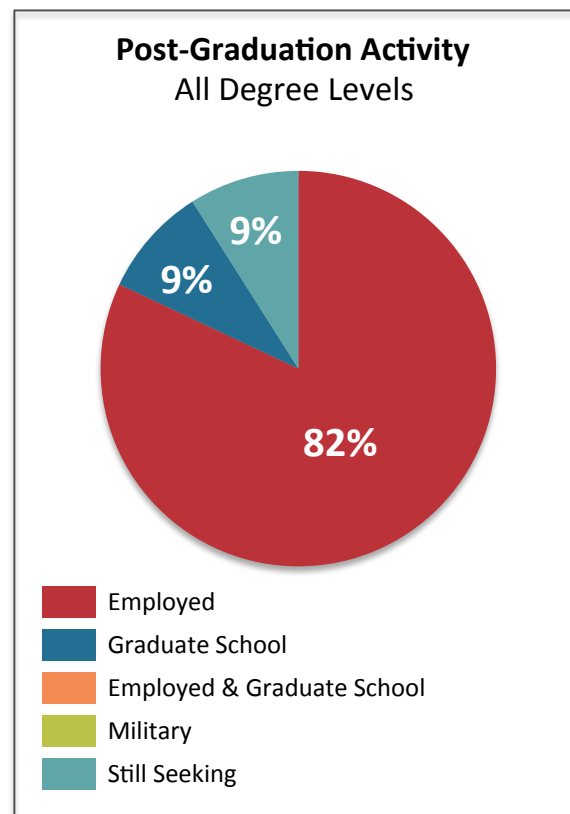
Double Majors
Biomedical Engineering
Electrical & Computer Engineering
Management Engineering
Robotics Engineering



2013 Post Graduation Report: Operations, Design, & Leadership

Post-Graduation Activity	Bachelor's	Master's	PhD	All Degree Levels
Employed	NA	9	NA	9
Graduate School	NA	1	NA	1
Employed and Graduate School	NA	0	NA	0
Military	NA	0	NA	0
Success Rate	NA	90.9%	NA	90.9%
Still Seeking	NA	1	NA	1
Total Graduates	NA	17	NA	17
Unknown	NA	6	NA	6
Knowledge Rate	NA	64.7%	NA	
Average Salary 2013	NA	NA	NA	

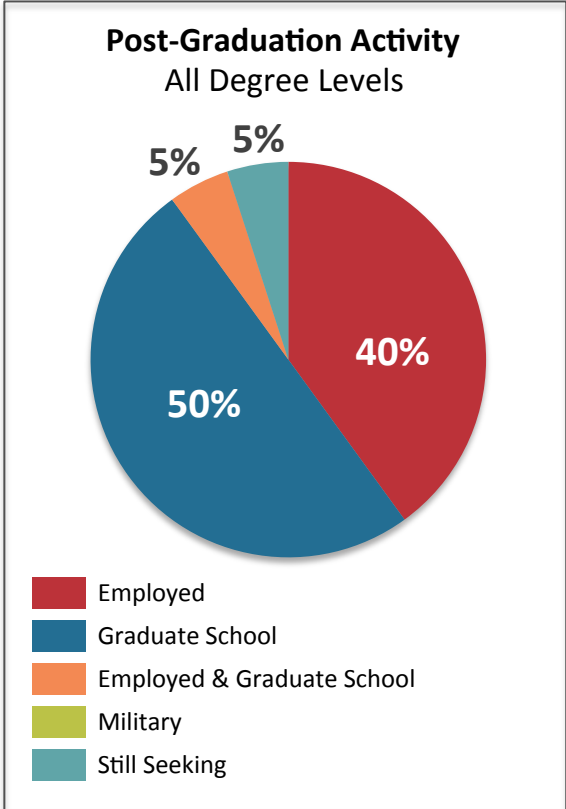
Employers	Graduate Schools	Double Majors
Fowler Harvard Management Company Jabio Circuit Performance Heating The Rockport Company	WPI	NA



2013 Post Graduation Report: Physics

Post-Graduation Activity	Bachelor's	Master's	PhD	All Degree Levels
Employed	3	3	2	8
Graduate School	10	0	0	10
Employed and Graduate School	1	0	0	1
Military	0	0	0	0
Success Rate	93.3%	100%	100%	95%
Still Seeking	1	0	0	1
Total Graduates	19	3	2	24
Unknown	4	0	0	4
Knowledge Rate	78.9%	100%	100%	
Average Salary 2013	\$51,667	NA	NA	

Employers	Graduate Schools	Double Majors
Continuum Energy Technologies Medica Corp Meditech Paytronix Worcester Public Schools WPI	MIT Northwestern University of Albany University of Massachusetts University of Tennessee University of Waterloo, Canada WPI	Electrical & Computer Engineering Mathematics



2013 Post Graduation Report: Physics for Educators

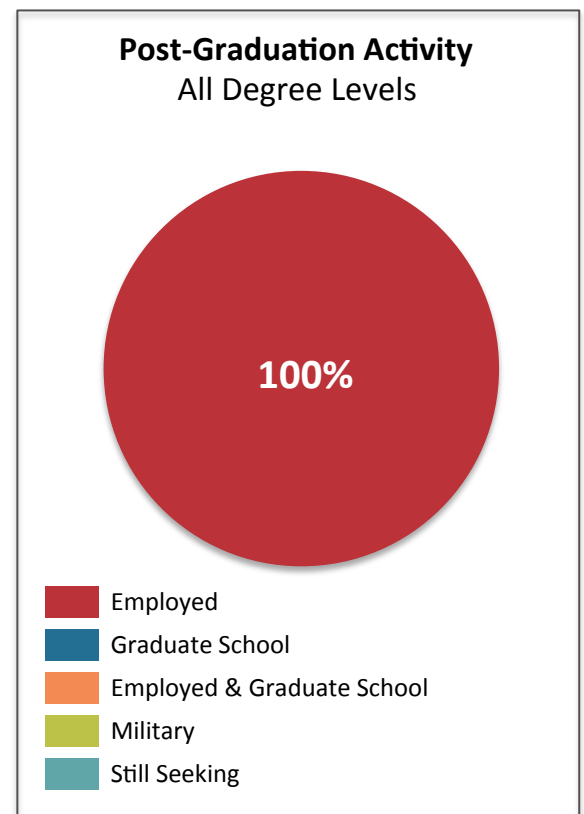
Post-Graduation Activity	Bachelor's	Master's	PhD	All Degree Levels
Employed	NA	0	NA	NA
Graduate School	NA	0	NA	NA
Employed and Graduate School	NA	0	NA	NA
Military	NA	0	NA	NA
Success Rate	NA	0	NA	NA
Still Seeking	NA	0	NA	NA
Total Graduates	NA	0	NA	NA
Unknown	NA	0	NA	NA
Knowledge Rate	NA	0	NA	
Average Salary 2013	NA	NA	NA	

Employers	Graduate Schools	Double Majors
NA	NA	NA

2013 Post Graduation Report: Power Systems Management

Post-Graduation Activity	Bachelor's	Master's	PhD	All Degree Levels
Employed	NA	16	NA	16
Graduate School	NA	0	NA	0
Employed and Graduate School	NA	0	NA	0
Military	NA	0	NA	0
Success Rate	NA	100%	NA	100%
Still Seeking	NA	0	NA	0
Total Graduates	NA	19	NA	19
Unknown	NA	3	NA	3
Knowledge Rate	NA	84.2%	NA	
Average Salary 2013	NA	NA	NA	

Employers	Graduate Schools	Double Majors
American Electrical Testing Co In Bangor Hydro Electric CMP Energy Services ISO New England, Inc. National Grid NSTAR Peak Power Engineering, Inc. UTC-Pratt & Whitney	NA	NA



2013 Post Graduation Report: Professional Writing

Post-Graduation Activity	Bachelor's	Master's	PhD	All Degree Levels
Employed	2	NA	NA	2
Graduate School	1	NA	NA	1
Employed and Graduate School	0	NA	NA	0
Military	0	NA	NA	0
Success Rate	100%	NA	NA	100%
Still Seeking	0	NA	NA	0
Total Graduates	3	NA	NA	3
Unknown	0	NA	NA	0
Knowledge Rate	100%	NA	NA	
Average Salary 2013	NA	NA	NA	

Employers	Graduate Schools	Double Majors
Rescale, Inc.	NA	Aerospace Engineering Biomedical Engineering Chemical Engineering

2013 Post Graduation Report: Psychological Sciences

Post-Graduation Activity	Bachelor's	Master's	PhD	All Degree Levels
Employed	4	NA	NA	4
Graduate School	2	NA	NA	2
Employed and Graduate School	0	NA	NA	0
Military	0	NA	NA	0
Success Rate	100%	NA	NA	100%
Still Seeking	0	NA	NA	0
Total Graduates	6	NA	NA	6
Unknown	0	NA	NA	0
Knowledge Rate	100%	NA	NA	
Average Salary 2013	NA	NA	NA	

Employers

Advocates
Alexion Pharmaceuticals
Developers Research
New York Life

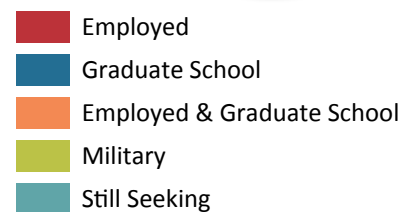
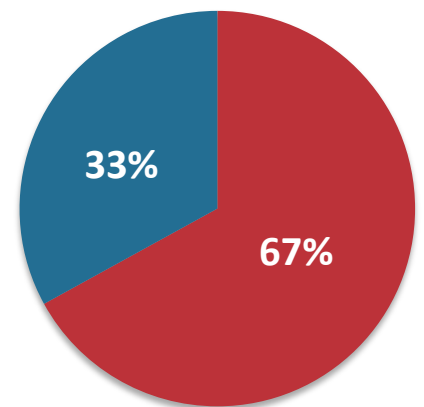
Graduate Schools

Florida State University
City Univ London

Double Majors

NA

Post-Graduation Activity
All Degree Levels



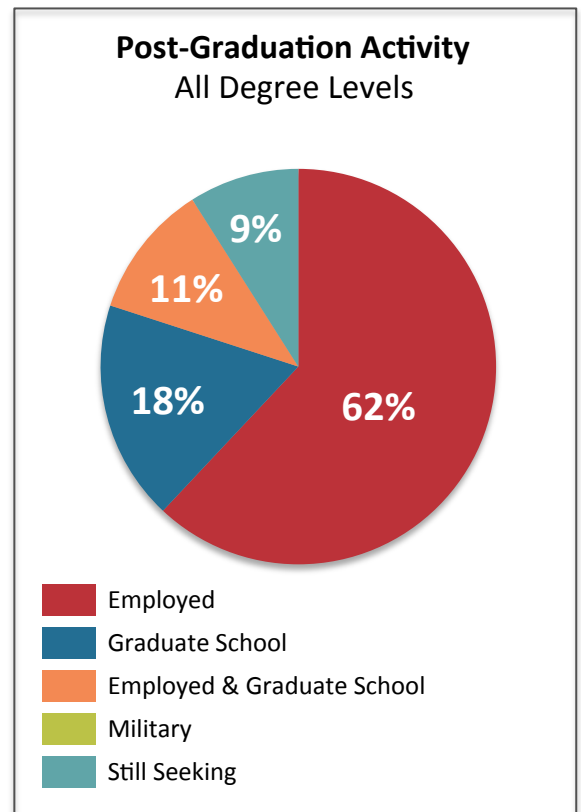
2013 Post Graduation Report: Robotics Engineering

Post-Graduation Activity	Bachelor's	Master's	PhD	All Degree Levels
Employed	21	12	1	34
Graduate School	10	0	0	10
Employed and Graduate School	6	0	0	6
Military	0	0	0	0
Success Rate	88.1%	100%	100%	90.9%
Still Seeking	5	0	0	5
Total Graduates	43	12	1	56
Unknown	1	0	0	1
Knowledge Rate	97.7%	100%	100%	
Average Salary 2013	\$65,834	NA	NA	

Employers
Alert Solutions, Inc.
CHA
Charles Stark Draper
Comprehensive Power
Dakota Systems, Inc.
DeepQuest, LLC
DEKA
Energid Technologies
EqualLogic
FleetwoodGoldcoWyard
Foliage Software Systems
General Dynamics-Advanced
Information Systems
General Dynamics-Electric
Boat
Hologic, Inc.
IEM
IPG Photonics
KIVA Systems
MagneMotion, Inc
National Oilwell Varco
Oz Development
Philips
Raytheon
RoviSys
Symbolic
Technologic Corp.
Tekelec
US Navy
ViaSat
Vistaprint
Vitec Group
Volcano Corporation
WPI

Graduate Schools
Carnegie Mellon
WPI

Double Majors
Aerospace Engineering
Computer Science
Electrical & Computer
Engineering
Mechanical Engineering
Society, Technology &
Dynamics



2013 Post Graduation Report: Society, Technology & Policy

Post-Graduation Activity	Bachelor's	Master's	PhD	All Degree Levels
Employed	0	NA	NA	0
Graduate School	1	NA	NA	1
Employed and Graduate School	0	NA	NA	0
Military	0	NA	NA	0
Success Rate	100%	NA	NA	100%
Still Seeking	0	NA	NA	0
Total Graduates	1	NA	NA	1
Unknown	0	NA	NA	0
Knowledge Rate	100%	NA	NA	
Average Salary 2013	\$65,834	NA	NA	

Employers	Graduate Schools	Double Majors
NA	WPI	Robotics Engineering

2013 Post Graduation Report: System Dynamics

Post-Graduation Activity	Bachelor's	Master's	PhD	All Degree Levels
Employed	NA	1	NA	1
Graduate School	NA	0	NA	0
Employed and Graduate School	NA	0	NA	0
Military	NA	0	NA	0
Success Rate	NA	100%	NA	100%
Still Seeking	NA	0	NA	0
Total Graduates	NA	1	NA	1
Unknown	NA	0	NA	0
Knowledge Rate	NA	100%	NA	
Average Salary 2013	NA	NA	NA	

Employers	Graduate Schools	Double Majors
Putnam Investments	NA	NA

2013 Post Graduation Report: Systems Engineering

Post-Graduation Activity	Bachelor's	Master's	PhD	All Degree Levels
Employed	NA	30	NA	30
Graduate School	NA	0	NA	0
Employed and Graduate School	NA	0	NA	0
Military	NA	0	NA	0
Success Rate	NA	100%	NA	100%
Still Seeking	NA	0	NA	0
Total Graduates	NA	35	NA	35
Unknown	NA	5	NA	5
Knowledge Rate	NA	85.7%	NA	
Average Salary 2013	NA	NA	NA	

Employers	Graduate Schools	Double Majors
BAE Systems Elbit Systems of America EMC Corporation General Dynamics General Dynamics-C4 Systems General Dynamics-Electric Boat Jacobs Engineering JK Scanlan Naval Undersea Warfare Center Oracle America, Inc Sun Microsystems UTC-Hamilton Sundstrand	NA	NA

